



AMAZONE

Harrow-mounted seed drill ***Centaya***



Centaya harrow-mounted seed drill

Maximum operator comfort – Maximum precision



❗ "From the seed hopper to the TwinTeC sowing coulters, the level of technology makes a first-class impression."

❗ "The Centaya sets standards in terms of handling."

("profi" test report with Centaya 3000 Super · 07/2019)

The Centaya pneumatic harrow-mounted seed drill is the ideal tool for superb, precise sowing. In combination with the KE 02 Rotamix rotary harrow or the KX and KG Cultimix rotary cultivators, the seed drill, in working widths of 3 m, 3.5 m and 4 m, creates an ideal seedbed. The Centaya harrow-mounted seed drill is the right solution for your farm with hopper capacities from 1,000 l to 2,000 l and a large number of different equipment options.



Centaya Special 3000 with KE 3002-190 Rotamix

	Page
Seedbed preparation	4
QuickLink quick coupling system	6
The four Centaya harrow-mounted seed drills	8
Centaya Special	
The advantages at a glance	10
Seed hopper	12
Metering system	14
Segmented distributor head	16
RoTeC single disc coulters	18
TwinTeC special double disc coulters	20
Coulters pressure adjustment Harrows	22
Centaya-C Special	24
Centaya Super	
The advantages at a glance	26
Seed hopper	28
SmartCenter operator station	30
Metering system	32
Segmented distributor head	34
RoTeC pro single disc coulters	36
TwinTeC double disc coulters	38
Coulters pressure adjustment Harrows	40
Centaya-C Super	42
FTender mounted front hopper	
Micro plus micro-granular applicator GreenDrill 200-E	44
Optional equipment	46
Universal operating tool	47
AmaDrill 2	48
ISOBUS	50
Technical data	58

Seedbed preparation and sowing

Everything from the one source!

Keep the flexibility

The Centaya Special and Super harrow-mounted seed drills can be optionally combined with a KE 02 Rotamix rotary harrow, a KX Cultimix or KG Cultimix rotary cultivator or with the CombiDisc mounted compact disc harrow.

With various models of roller available, it is possible to specify a complete unit of soil tillage tool and drill that are perfectly matched to the prevailing soil conditions.



KG Cultimix rotary cultivator

Wide roller programme – for any location the right roller



PW tooth packer roller/600 mm



TRW trapezium roller/500 mm/600 mm



Wedge ring roller KW/580 mm



KWM wedge ring roller with Matrix tyre profile/600 mm



KE 3002-190 Rotamix rotary harrow



KE 3002-240 Rotamix rotary harrow



CombiDisc mounted compact disc harrow for seedbed preparation

More detailed information can be found on the website or in the separate product brochure available from your sales partner.



The choice is yours

Mounted or demounted – clever, simple and flexible

Thanks to the QuickLink quick release coupling system on the Centaya harrow-mounted combination, the seed drill can be easily and quickly linked to the various AMAZONE soil tillage machines without the need for tools.

In this way, the most appropriate and versatile sowing combination can be put together to cope with the most diverse of soils and applications.



**with
QuickLink**



Centaya harrow-mounted
seed drill



PW tooth packer roller
TRW trapezium roller
KW wedge ring roller or
KWM wedge ring roller with Matrix
tyre profile



KE 02 Rotamix rotary harrow or
KX Cultimix or KG Cultimix rotary
cultivator or CombiDisc mounted
compact disc harrow



The Centaya 3000 Super harrow-mounted seed drill with the CombiDisc 3000 compact disc harrow



KE 3002-240 Rotamix rotary harrow in solo use

QuickLink quick coupling system

Thanks to the intelligent QuickLink quick coupling system, the drill combination can be very easily separated within a few minutes. As a result, the soil tilling machine is also perfect for solo use.



The three easily accessible coupling points of the QuickLink system ensure safe and fast, tool-free coupling and uncoupling.



CombiDisc 3000 compact disc harrow with the Centaya 3000 Super harrow-mounted pneumatic drill



3002-190 rotary harrow with Centaya 3000 Special harrow-mounted seed drill

Introducing the strong line-up

The four Centaya harrow-mounted seed drills



Centaya Special – compact and precise

- ✔ Hopper capacity 1,000 l or 1,500 l
- ✔ Metering unit easily accessible for calibration
- ✔ RoTeC single disc coulters or TwinTeC special double disc coulters
- ✔ Combination with micro-granular applicator possible

📄 Information on the Centaya Special from p. 10



Centaya-C Special – flexible and simple

- ✔ Split hopper with a capacity of 1,500 l
- ✔ Metering unit easily accessible for calibration
- ✔ RoTeC single disc coulters or TwinTeC special double disc coulters
- ✔ Combination with micro-granular applicator possible

📄 Information about the Centaya-C Special from p. 24



Centaya Super – high-performing and comfortable operation

- ✔ Hopper capacity 1,600 l or 2,000 l
- ✔ Comfortable and central calibration on the SmartCenter operator station
- ✔ RoTeC pro single disc coulters or TwinTeC double disc coulters
- ✔ Combination with front hopper, micro-granular applicator or catch crop seeder box possible

ℹ Information on the Centaya Super from p. 26

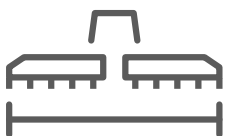


Centaya-C Super – maximum flexibility

- ✔ Split hopper with a capacity of 2,000 l
- ✔ Comfortable and central calibration on the SmartCenter operator station
- ✔ RoTeC pro single disc coulters or TwinTeC double disc coulters with multiple delivery points
- ✔ Combination with front hopper, micro-granular applicator or catch crop seeder box possible

ℹ Information on the Centaya Super from p. 42

Centaya Special harrow-mounted seed drill



3 to 4 m



12.5 or 15 cm



1,000 or 1,500 l



up to 10 km/h

The advantages at a glance:

- + Compact design and low weight also permit use with smaller tractors
- + Hopper with an optional hopper extension and a favourable centre of gravity very close to the tractor
- + Short conveying distances thanks to the segmented distributor head in the rear ensures fast switching on and off in wedge shaped fields and on headlands
- + Highly-precise metering system with easily interchangeable metering cassettes for different seeds
- + Easy-to-understand operation via an ISOBUS-compatible operator terminal
- + Seed saving in wedge-shaped fields, thanks to the electric half-side shut-off
- + Hopper contents protected by a convenient roll-over hopper cover
- + Quiet-running blower fan with low oil requirement
- + Active soil tillage with rotary harrow or rotary cultivator, passive soil tillage using the CombiDisc compact disc harrow

MORE INFORMATION

www.amazone.net/centaya



PRODUCT FILM
Find out more



SMARTLEARNING
www.amazone.net/smartlearning

Compact seed hopper

Comfortable filling, efficient sowing



Centaya 3000 Special with 1,500 l hopper capacity thanks to the optional extension



Roll-over cover – quick and safe
 The roll-over cover shuts off the hopper opening neatly and tightly. When the cover is opened up it rolls back taking up little space.

Seed hopper – optimum placement

The Centaya Special can be supplied just with a 1,000 l hopper. It is possible though to enlarge the hopper to 1,500 l with an extension to increase output. The metal hopper can be easily accessed from the left-hand side of the machine via the steps and loading board, it is positioned well forward and thus offers an optimum centre of gravity close to the tractor. The deep hopper tip and steep hopper walls reliably guide the seed corn down to the metering unit. Furthermore, this design means that only small residual volumes are left in the hopper.



Comfortable filling via a front end loader

Comfortable filling

An especially wide loading board, accessible via folding rear steps, simplifies the filling of the seed drill. The 2.30 x 0.84 m hopper fill opening enables a quick and easy filling, not only via big bags and front end loaders but also from small sacks.

When filling via small sacks, the protective sieves in the seed hopper can be utilised as a loading aid. Extra sacks of seed can also be placed on the sieves and transported to the field.

The fill level can be comfortably monitored via the machine terminal with an adjustable fill level sensor. An optional low level sensor can be installed in the metering unit housing, in order to make optimum use of the hopper capacity.

Model	Working width
Centaya 3000 Special	3.0 m
Centaya 3500 Special	3.5 m
Centaya 4000 Special	4.0 m




Centaya 3000 Special in 3 m working width

System Airstar: accurate metering drive

Simple adjustment and comfortable calibration

- ① **Electric metering drive:** The Centaya Special comes as standard with an electric metering drive and is controlled by AmaTron 4 or any other ISOBUS terminal. In conjunction with the electric drive, calibration is comfortable and fully automated. The electric drive also offers additional functions such as the pre-metering of the seed in field corners and the increase and decrease of the seed rate during operation. The Centaya features different signal sources for detection of the speed. In addition to the radar sensor, impulse wheel or GPS signal, also the speed signal of the tractor can be utilised.
- ② **Quick emptying:** the emptying of the seed in the hopper is quickly and simply done via the quick emptying device which is easily accessible and fitted onto the seed hopper.
- ③ **Emptying of residual amounts:** for emptying any residual amounts, a slide is opened and the hopper contents emptied into the large calibration tray.



- ④ **Easy exchange of the metering cassettes:** the cassettes in the seed metering system can easily be exchanged. This allows the precise and gentle metering of all seed types and seed rates with excellent distribution along the row even at high forward speeds.



7.5 ccm*



e.g. for linseed,
poppies

20 ccm



e.g. for rape,
stubble turnips,
lucerne

100 ccm



e.g. for catch crop
mixtures

120 ccm



e.g. for catch crops,
maize and
sunflowers

210 ccm*



e.g. for barley,
rye, wheat

600 ccm*



e.g. for spelt,
oats, wheat

* supplied as standard

Metering cassettes for any type of seed

Special metering cassettes for different application rates precisely and gently deliver the seed up to the distributor head. The three metering cassettes supplied as standard cover up to 95 % of all seeds. Additional cassettes are available, for instance, for maize or specialist crops.

The interchangeable metering cassettes are suitable for the following application rates: fine seeds (from < 1.5 kg/ha), medium-sized seeds (approx. < 140 kg/ha), normal seeds (approx. > 140 kg/ha).

High operational comfort – Comfort-Pack 1 with TwinTerminal 3.0

AMAZONE offers Comfort-Pack 1 with TwinTerminal 3.0 for the electric metering drive in combination with ISOBUS to further simplify calibration and residue emptying.

The TwinTerminal is mounted directly in the SmartCenter instead of the calibration button. The location of this offers a decisive benefit: the driver can now carry out the calibration check and input the data directly at the machine and no longer has to repeatedly get on and off the tractor.

The TwinTerminal 3.0 consists of a water- and dust-proof housing with a 3.2" display and 4 large keys for control.




The optional TwinTerminal 3.0 for ElectricDrive

Segmented distributor head

Flexible and precise





Segmented distributor head with electric half-side shut-off (activated)

Segmented distributor head with electric half-side shut-off

The segmented distributor head is arranged behind the seed hopper directly above the coulters. This arrangement ensures a short conveying time for the seed.

The optional electric half-side shut-off helps to reduce any over-sowing on the headland or round the field border and thus saves seed. Half-side shut-off enables the machine to be comfortably switched off via the terminal in wedge shaped fields or steeply angled headlands. Additionally, via GPS, automated switching of half the working width is possible.

Either when using the electric half-side shut-off or during a tramline bout, the seed rate is reduced automatically.

The benefits:

- ✔ Electric half-side shut-off
- ✔ Short conveying distances for the seed
- ✔ Reduction in overlapping saves seed
- ✔ Minimising dust creation inside the seed hopper because no seed is returned



Segmented distributor head with electric half-side shut-off (not activated)

Variable tramline control

With the aid of the tramline shut-offs, in total up to six seed rows per side can be switched off. The correspondingly wide tramline wheel tracks are suitable for tyre widths up to 1,050 mm on a 15 cm row spacing or 875 mm on a 12.5 cm row spacing depending on the following crop husbandry tractors. In this way AMAZONE takes into account the move towards those crop husbandry tyres getting wider and wider. The row spacing can be increased to hoe cereals by switching off every second row.

High-performance blower fan

The hydraulic fan drive provides comfortable fan speed adjustment. The fan speed is set conveniently and independently from the engine speed, so that the revs always remain constant and run in the optimal speed range. The blower fan can also be equipped with an air intake screen to reduce the dust load.



RoTeC coulters

The universal single disc coulters

The RoTeC coulters system: tried and tested 1,500,000 times over!

The maintenance-free RoTeC single disc coulters



Tool-free adjustment of sowing depth in 3 steps.

Reinforced support arm with a coulters pressure of up to 35 kg.
Central coulters pressure adjustment.

Choice of 25 mm or 10 mm "Control" combined depth control and cleaning disc for even seed placement.

Sowing disc Ø 320 mm, made of boron steel, working angle of 7° for smooth operation of the coulters.

Furrow former for a clean profile seed furrow.

Exact harrow for excellent seed coverage.

Seed guide tube up to the furrow former for an even seed placement.

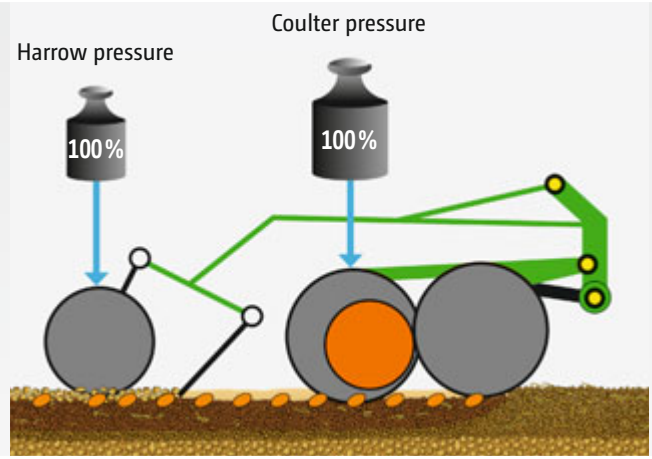
Reliable and precise

RoTeC coulters are maintenance-free and work very reliably, even where large amounts of straw and plant residues prevail. The sowing disc and furrow former create the ideal seed furrow profile to ensure the optimum seed placement into the soil. The Control 10 depth guidance disc or the Control 25 depth guidance roller prevent the soil from sticking to the sowing disc, thereby ensuring that the pre-selected sowing depth is precisely maintained.

Row spacings of 12.5 cm and 15 cm can be chosen.

Advantages of the RoTeC coulters

- ✔ High-performance single disc coulters for wet and sticky soil types
- ✔ High level of self-cleaning via the depth guidance roller
- ✔ Decoupling of the coulters depth control from the reconsolidation
- ✔ Up to 35 kg total coulters pressure



Ingenious independent depth control of coulters and following harrow

One of the unbeatable advantages of the RoTeC coulters is that there is no connection between depth control and the reconsolidation system. This means that the coulters are raised only once when passing a stone. Furthermore, the coulters and harrow pressure can be adjusted independently of each other. This very even and accurately controlled way of guiding the RoTeC coulters is ensured by the Control 10 depth guidance disc with its 10 mm wide contact area or the Control 25 depth guidance roller with its 25 mm wide contact area mounted directly on the coulters.

The basic setting of the sowing depth takes place without tools and in 3 steps directly on the coulters.

Coulters pressure adjustment

RoTeC coulters are operated with a coulters pressure of up to 35 kg. In this case the actual effective coulters pressure is comparatively higher with AMAZONE, because the pressure is not distributed between the coulters and the following press roller but acts solely on the coulters. Working with less coulters pressure is possible without any problem when sowing rape or early sowing in dry conditions.

Precise and easy adjustment



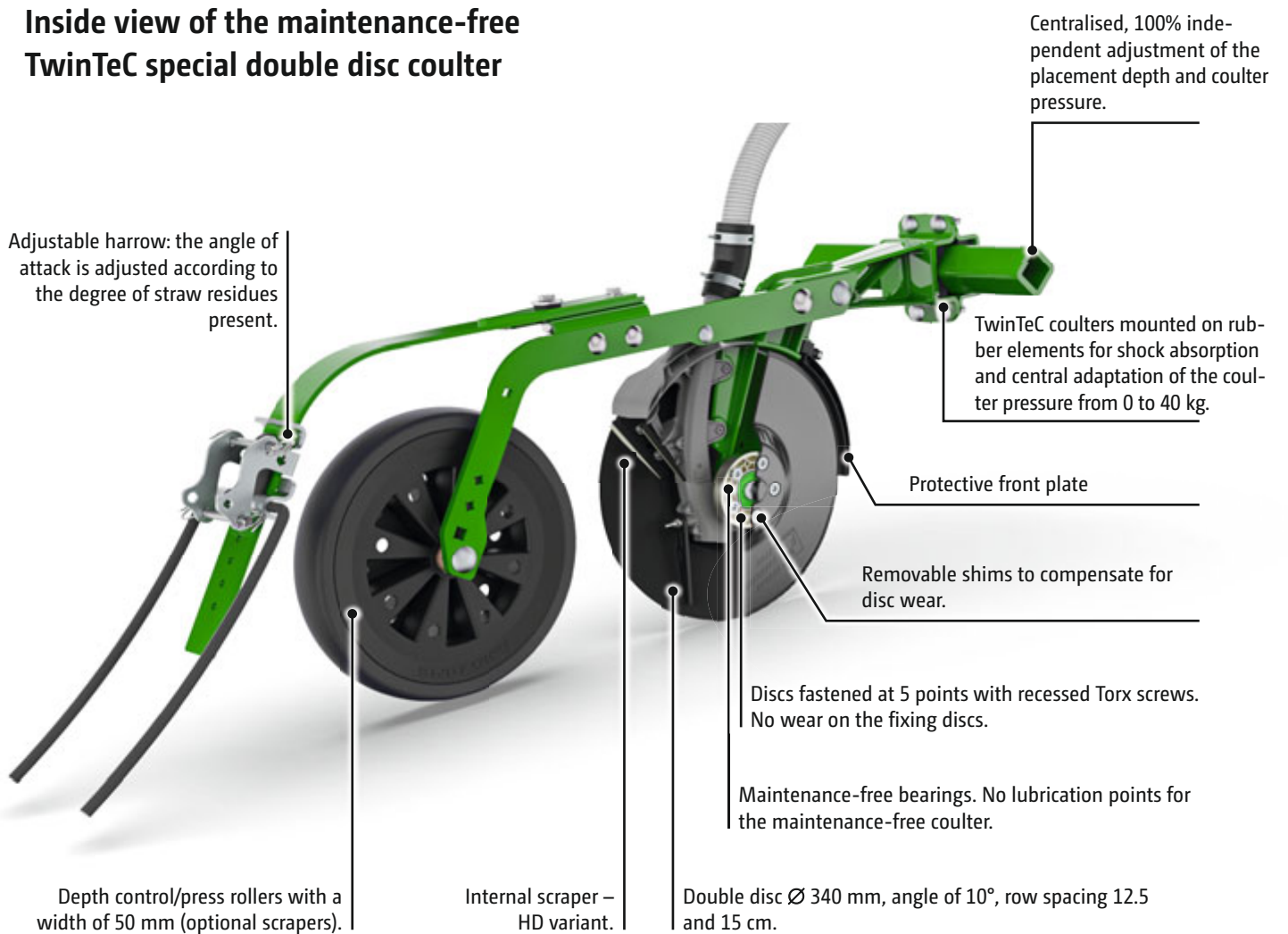
✓ RoTeC coulters (Ø 320 mm) with Control 10 depth guidance disc

✓ RoTeC coulters (Ø 320 mm) with Control 25 depth guidance roller
The cleats, which are open at the rear, provide a very good self-cleaning effect.

TwinTeC special coulters

The double disc coulters for the Centaya Special

Inside view of the maintenance-free TwinTeC special double disc coulters





TwinTeC special double disc couler



Simple adjustment of the placement depth on the side of the machine

The simple alternative for successful sowing

The TwinTeC special couler for mounted seed drills means that AMAZONE can offer the ideal couler for light and medium soils at speeds up to 10 km/h. At a couler pressure of up to 40 kg/couler, the couler travels very smoothly through the soil and places the seed precisely and reliably.

Benefits of the TwinTeC special couler

- ✔ Reduced lifting force as a result of lightweight design
- ✔ Better handling on the road and in the field as a result of its compact design
- ✔ Good seed-soil contact provided by the trailing depth guidance roller
- ✔ Perfect depth control and simple setting as a result of the trailing depth guidance roller
- ✔ Cost-effective alternative to the TwinTeC double disc couler
- ✔ Simple operation and straightforward maintenance


Easy manual adjustment

In order to ensure that the placement depth of each individual TwinTeC special couler is retained, there is a Control 50 depth guidance roller behind each double disc couler to ensure precise depth control. The placement depth is easily adjusted on the right and left of the Centaya Special. The placement depth can be infinitely-variably adjusted in each case, depending on the position of the depth guidance roller.

Infinitely variable range of adjustment:

- ✔ Lower position of depth guidance roller: 1 to 4.5 cm
- ✔ Upper position of depth guidance roller: 2.5 to 6 cm

Setting the couler pressure is carried out centrally via a spindle in the middle at the back of the Centaya Special.



Control 50 depth guidance roller

Hydraulic coultter pressure

Comfortably done from the cab



Hydraulic coultter pressure setting with coultter lift

The hydraulic coultter pressure adjustment enables the coultter pressure to be adjusted conveniently from the tractor cab. The coultter can also be lifted. The coultter lift is an extremely useful option for working in field corners.



Cylinder for the hydraulic coultter pressure adjustment

The harrows – ensuring the best seed cover



Exact harrow for the RoTeC coulter

The Exact harrow tine has a thickness of 10 mm, is low-wearing and provides excellent seed coverage. The Exact harrow serves for both coverage of the open seed furrows and for levelling. It operates without blockage, even where there are large amounts of surface straw. Individual, swivel-mounted harrow elements allow it to adapt to uneven ground and achieve an even seed coverage.

Exact S following harrow

With its 12 mm tine diameter, the Exact S following harrow offers even more wear area and is therefore resistant to the most arduous of operational conditions.

The harrow pressure is adjusted mechanically by pre-tensioning the harrow springs. When equipped with hydraulic harrow pressure adjustment, a minimum and maximum value is predefined by inserting pins. As a result, the harrow pressure and the coulter pressure can be simultaneously matched to changing soil types via just one tractor spool valve whilst on the move.

Coulter harrow on the TwinTeC special coulter

The TwinTeC special coulter can be equipped with a rear-mounted harrow as an option. The coulter harrow provides additional loose soil on top of the seed furrow.

The benefits:

- ✔ Depth guidance with a sprung harrow bracket
- ✔ Adjustable in seven steps up to 150 mm
- ✔ The intensity can be adjusted in three steps (30°, 45°, 60°)
- ✔ Low lifting power requirement as a result of the compact design



Centaya-C Special

Split hopper for combined sowing and fertilisation in one pass



The split hopper of the Centaya 4000-C Special simultaneously applies two materials into the seed slot using the single-shoot process.

Wide range of application

The twin-chamber hopper means that the new Centaya-C Special offers the option of sowing companion and under-sown crops in addition to the main cash crop. These are of great benefit for weed suppression and for increasing erosion control and biodiversity. In addition, the simultaneous application of fertiliser is an efficient solution that leads to rapid seedling development and high field emergence.

This sowing technique offers farmers and contractors a variety of establishment methods and a high degree of flexibility by the combination of seed and fertiliser.



Centaya 4000-C Special with twin hopper in the ratio of 70:30. This enables two different materials to be metered separately.

Split hopper

The hopper capacity of the Centaya-C Special of 1,500 l is split in the ratio of 70:30. Two different materials can be filled in volumes of 1,050 and 450 l.

Up to 3 materials

The conveying system feeds the different materials to the coulters via the segmented distributor head. The simple conveying system transports the seed and the fertiliser to the coulters utilising the single-shoot process. Seed and the fertiliser are then placed into the soil via the coulter. The same applies when sowing two different seeds.




Two metering units for a wide variety of materials


Accurate metering

The ISOBUS-controlled Centaya-C Special enables separate and precise metering of a wide variety of application materials via the infinitely adjustable electric metering units with sowing rates from 0.5 - 400 kg/ha. The Centaya-C Special can be used at forward speeds of up to 10 km/h and with row spacings of 12.5 or 15 cm.


The two metering units mean that different seed rates can be simultaneously metered using the appropriate metering cassettes. Also the combination of the Micro plus micro-granular applicator allows the driver to apply a third material in a single pass. This can be used for metering small quantities of materials, such as micro-nutrients or low seed rates.



Single-shoot: Sowing seed with fertiliser at one placement depth.

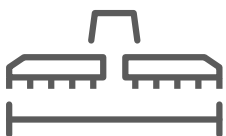


Single-shoot: Sowing two seed types at one placement depth.



Single-shoot: Sowing two seed types. A third material is metered via the Micro plus spreader and integrated into the conveying system.

Centaya Super harrow-mounted seed drill



3 to 4 m



12.5 or 15 cm



1,600 or 2,000 l



up to 15 km/h

The advantages at a glance:

- ⊕ Large capacity hopper yet with a centre of gravity very close to the tractor
- ⊕ SmartCenter operator station for extremely comfortable operation
 - Central adjustment of the placement depth on the TwinTeC double disc coulters
 - Coulter pressure adjustment from the cab
 - Comfortable calibration at the push of a button or via the TwinTerminal
 - Removable calibration tray on the left-hand side at ground level
- ⊕ Highly-precise metering system with easily interchangeable metering cassettes for different seeds
- ⊕ Intuitive operation via the AmaDrill 2 in-cab terminal or an ISOBUS-compatible operator terminal
- ⊕ Seed saving in wedge-shaped fields, thanks to the electric half-side shut-off
- ⊕ Hopper contents protected by a convenient roll-over hopper cover
- ⊕ Quiet-running blower fan with low oil requirement
- ⊕ Active soil tillage with rotary harrow or rotary cultivator, passive soil tillage using the CombiDisc compact disc harrow

MORE INFORMATION

www.amazone.net/centaya




PRODUCT FILM
Find out more



SMARTLEARNING
www.amazone.net/smartlearning


Large-capacity seed hopper

Efficient, easy handling, high-performing!



Roll-over cover – quick and safe

The roll-over cover shuts off the hopper opening neatly and tightly. When the cover is opened up it rolls back taking up little space.

- 
 “The sieve over the complete seed hopper opening helps when filling via small sacks and can also be used as a storage area for spare sacks.”

(“profi” test report with Centaya 3000 Super · 07/2019)



Centaya 3000 Super



Comfortable filling from a Bigbag

Seed hopper

From choice, the Centaya Super can be specified with either a 1,600 l or with a 2,000 l seed hopper. Via the steps and loading board, the hopper, which is made from plastic, can be easily accessed from the left hand side of the machine. The drill is positioned well forward and thus offers an optimum centre of gravity close up to the tractor. The deep hopper tip and steep hopper walls reliably guide the seed corn down to the metering unit. Furthermore, this design means that only small residual volumes are left in the hopper.

The benefits:

- ✔ Large seed hopper with spacious hopper opening
- ✔ Optimum machine centre of gravity
- ✔ Convenient access, ideal also for filling with sacks or via a front end loader bucket

Comfortable filling

An especially wide loading board, accessible via folding rear steps, simplifies the filling of the seed drill. The very spacious 2.43 x 0.91 m hopper opening enables a quick and convenient filling, not just from big bags, front end loaders, but also via small sacks.

When filling via small sacks, the protective sieves in the seed hopper can be utilised as a loading aid. Extra sacks of seed can also be placed on the sieves and transported to the field.

Depending on seed and seed rate, the low level sensor can be height adjusted to suit so that the driver, at the desired contents level, receives a signal via the terminal.

Model	Working width
Centaya 3000 Super	3.0 m
Centaya 3500 Super	3.5 m
Centaya 4000 Super	4.0 m



Centaya 3000 Super in 3 m working width



Centaya 4000 Super in 4 m working width

Centralised, comfortable operation

The SmartCenter operator station



SmartCenter on the Centaya 3000 Super with TwinTeC coulters system and hydraulic coulters pressure adjustment

- ① Remotely controlled opening of the calibration flap
- ② Storage compartment for foldable bucket
- ③ TwinTerminal 3.0 (with Comfort-Pack 1)
- ④ Storage compartment for the weighing scales
- ⑤ Centralised setting of the sowing depth (only on TwinTeC)
- ⑥ Display of the sowing depth (only on TwinTeC)



Retractable calibration tray

SmartCenter operator station

Via the SmartCenter, AMAZONE offers a very simple and clear layout of all the most important adjustments. The sowing depth and the coulter pressure in the SmartCenter are centrally adjusted independently of each other from the left hand side. The universal operating tool enables the settings to be carried out quickly and easily.

- ❗ #“An operator error is almost impossible – fantastic.”
 (“profi” test report with Centaya 3000 Super · 07/2019)



Comfortable emptying of the calibration tray

The calibration concept

Convenient calibration via the SmartCenter on the left hand side of the drill thanks to the calibration button or, as an option, using the TwinTerminal 3.0. For this, the tray for the calibration is placed directly underneath the metering unit. Subsequently the calibration tray can be removed comfortably via the SmartCenter. Thanks to the intelligent integration of this function, the calibration tray can be removed only when the metering flap has been closed via the remote linkage.

During the calibration procedure, the seed is delivered safely and cleanly into the calibration tray. Also decanting into the supplied folding bucket is done quickly, easily and comfortably. After calibration, the calibration tray is simply, with its opening facing downwards, stored in the park position.

The digital weighing scales, provided as standard, enable the exact weighing of the calibrated seed. Additional storage space in the SmartCenter provides sufficient room for the folding bucket and the digital scales.


- ❗ “All the important settings on the seed drill are carried out from the left hand side. Calibration is quickly done.”
 (“agrarheute” – magazine test report with Centaya 3000 Super · 06/2018)



Calibration tray in calibration position

System Airstar: accurate metering drive

Simple adjustment and comfortable calibration



- ① **ElectricDrive electric metering drive:** the electric metering drive is regulated via any ISOBUS terminal. Calibration, in combination with the electric drive, is very comfortable. This offers additional functions such as the pre-metering of the seed in field corners and the increase and decrease of the seed rate during operation. For detecting the forward speed of the drill several different signal sources are potentially available. In addition to the radar sensor or GPS signal, also the speed signal of the tractor can be utilised. Alternatively, the metering unit, and thus the seed rate, can be controlled fully automatically via application maps.
- ② **Quick emptying:** the emptying of the seed in the hopper is quickly and simply done via the quick emptying device which is easily accessible and fitted onto the seed hopper.
- ③ **Emptying of residual amounts:** for emptying any residual amounts, a slide is opened and the hopper contents emptied into the large calibration tray.
- ④ **Easy exchange of the metering cassettes:** the cassettes in the seed metering system can easily be exchanged. This allows the precise and gentle metering of all seed types and seed rates with excellent distribution along the row even at high forward speeds.

❗ "The crop type is adjusted by changing the cell wheel. Good accessibility and easy handling mean that this is carried out comfortably and quickly."

("profi" test report with Centaya 3000 Super · 07/2019)

7.5 ccm*



e.g. for linseed, poppies

20 ccm



e.g. for rape, stubble turnips, lucerne

100 ccm



e.g. for catch crop mixtures

120 ccm



e.g. for catch crops, maize and sunflowers

210 ccm*



e.g. for barley, rye, wheat

600 ccm*



e.g. for spelt, oats, wheat

* supplied as standard

Metering cassettes for any type of seed

Special metering cassettes for different application rates precisely and gently deliver the seed up to the distributor head. The three metering cassettes supplied as standard cover up to 95 % of all seeds. Additional cassettes are available, for instance, for maize or specialist crops.

The interchangeable metering cassettes are suitable for the following application rates: fine seeds (from < 1.5 kg/ha), medium-sized seeds (approx. < 140 kg/ha), normal seeds (approx. > 140 kg/ha).

High operational comfort – Comfort-Pack 1 with TwinTerminal 3.0

AMAZONE offers Comfort-Pack 1 with TwinTerminal 3.0 for the electric metering drive in combination with ISOBUS to further simplify calibration and residue emptying. The TwinTerminal is mounted directly in the SmartCenter instead of the calibration button. The location of this offers a decisive benefit: the driver can now carry out the calibration check and input the data directly at the machine and no longer has to repeatedly get on and off the tractor.

The TwinTerminal 3.0 consists of a water- and dust-proof housing with a 3.2" display and 4 large keys for control.



The optional TwinTerminal 3.0 for ElectricDrive

Segmented distributor head

Flexible and precise



Variable tramline control

With the aid of the tramline shut-offs, in total up to six seed rows per side can be switched off. The wider tramlines are ideal when using crop care tractors with tyre widths of up to 1,050 mm on 15 cm row spacing or 875 mm on 12.5 cm row spacing. The seed rate is automatically reduced when the tramlines are shut off.



Segmented distributor head with electric half-side shut-off (activated)



Segmented distributor head with electric half-side shut-off (not activated)

Segmented distributor head with electric half-side shut-off

The segmented distributor head is arranged behind the seed hopper directly above the coulters. This arrangement ensures a short conveying time for the seed.

The optional electric half-side shut-off helps to reduce any over-sowing on the headland or round the field border and thus saves seed. Half-side shut-off enables the machine to be comfortably switched off via the terminal in wedge shaped fields or steeply angled headlands. Additionally, via GPS, automated switching of half the working width is possible.

Either when using the electric half-side shut-off or during a tramline bout, the seed rate is reduced automatically.

The benefits:

- ✔ Electric half-side shut-off
- ✔ Short conveying distances for the seed
- ✔ Reduction in overlapping saves seed
- ✔ Minimising dust creation inside the seed hopper because no seed is returned

Seed pipe monitoring

Another useful system to assist the driver is the optionally available seed pipe monitoring which detects immediately any blockages down at the coulters and in the seed tube. Mounted directly behind the distributor head, sensors monitor the seed flow in the seed pipes. Incorrect switch-over of the tramline rhythm is automatically detected by the system. Especially on long working days, the monitoring is an elegant solution to help keep an eye on the working performance.

Second segmented distributor head for an additional material

The material from the mounted front hopper is distributed to the seed tubes via a second distributor head in the rear. For example, the farmer can apply fertiliser and seed in a single-shoot process in one pass, i.e. deposit a mixture of seed and fertiliser in the furrow at the same time.



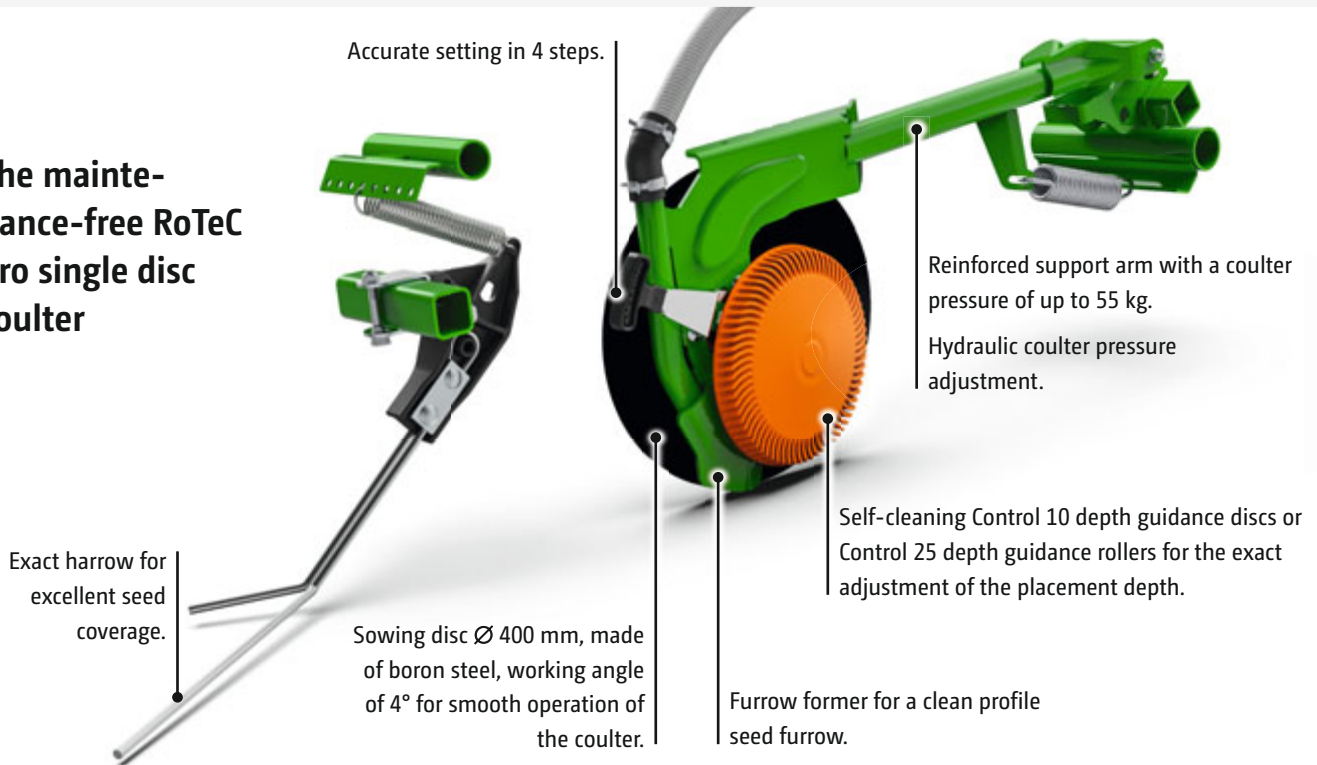
Second distributor head for an additional material

RoTeC pro coulters

The universal single disc coulters

The RoTeC coulters system: tried and tested 1,500,000 times over!

The maintenance-free RoTeC pro single disc coulters



Goes right to the limit of practical operation and placement

RoTeC pro coulters are maintenance-free and work very reliably, even with large amounts of straw and plant residues. The cutting disc ensures that the soil is opened and the furrow former provides a clean and well-shaped seed furrow. The Control 10 depth guidance disc or the Control 25 depth guidance roller prevent the soil from sticking to the sowing disc, thereby ensuring that the pre-selected sowing depth is precisely maintained.

Advantages of the RoTeC pro coulters

- ✔ High-performance single disc coulters for wet and sticky soil types
- ✔ High level of self-cleaning via the depth guidance roller
- ✔ Decoupling of the coulters depth control from the reconsolidation
- ✔ Up to 55 kg total coulters pressure
- ✔ Hydraulic coulters pressure adjustment

❗ "RoTeC always works."

("profi" test report with Centaya 3000 Super · 07/2019)




RoTeC pro coulters run smoothly and precisely

Ingenious independent depth control of coulters and following harrow

One of the unbeatable advantages of the RoTeC coulters is that there is no connection between depth control and the reconsolidation system. This means that the coulters are raised only once when passing a stone. Furthermore, the coulters and harrow pressure can be adjusted independently of each other. This very even and accurately controlled way of guiding the RoTeC coulters is ensured by the Control 10 depth guidance disc with its 10 mm wide contact area or the Control 25 depth guidance roller with its 25 mm wide contact area mounted directly on the coulters.

The basic setting of the sowing depth takes place without tools and in four levels directly on the coulters.

Precise and easy adjustment

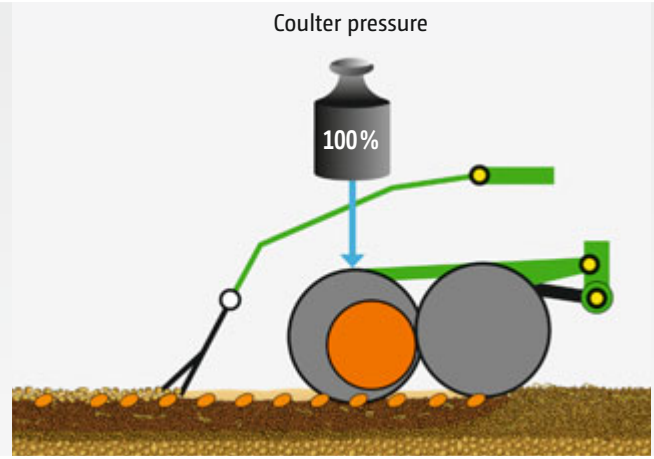


Control 25 depth guidance roller

Furrow former

Sowing disc


RoTeC pro coulters (Ø 400 mm) with Control 25 depth guidance roller
The cleats, which are open at the rear, provide a very good self-cleaning effect.



Splitting the coulters and harrow pressures

Coulters pressure adjustment

RoTeC pro coulters can be operated with a coulters pressure of up to 55 kg. In this case, the actual effective coulters pressure is comparatively higher with AMAZONE, because the pressure is not distributed between the coulters and the following press roller, but acts solely on the coulters. Working with less coulters pressure is possible without any problem when sowing rape or early sowing in dry conditions.



4 adjustments

Control 10 depth guidance roller

RoTeC pro coulters (Ø 400 mm) with Control 10 depth guidance disc

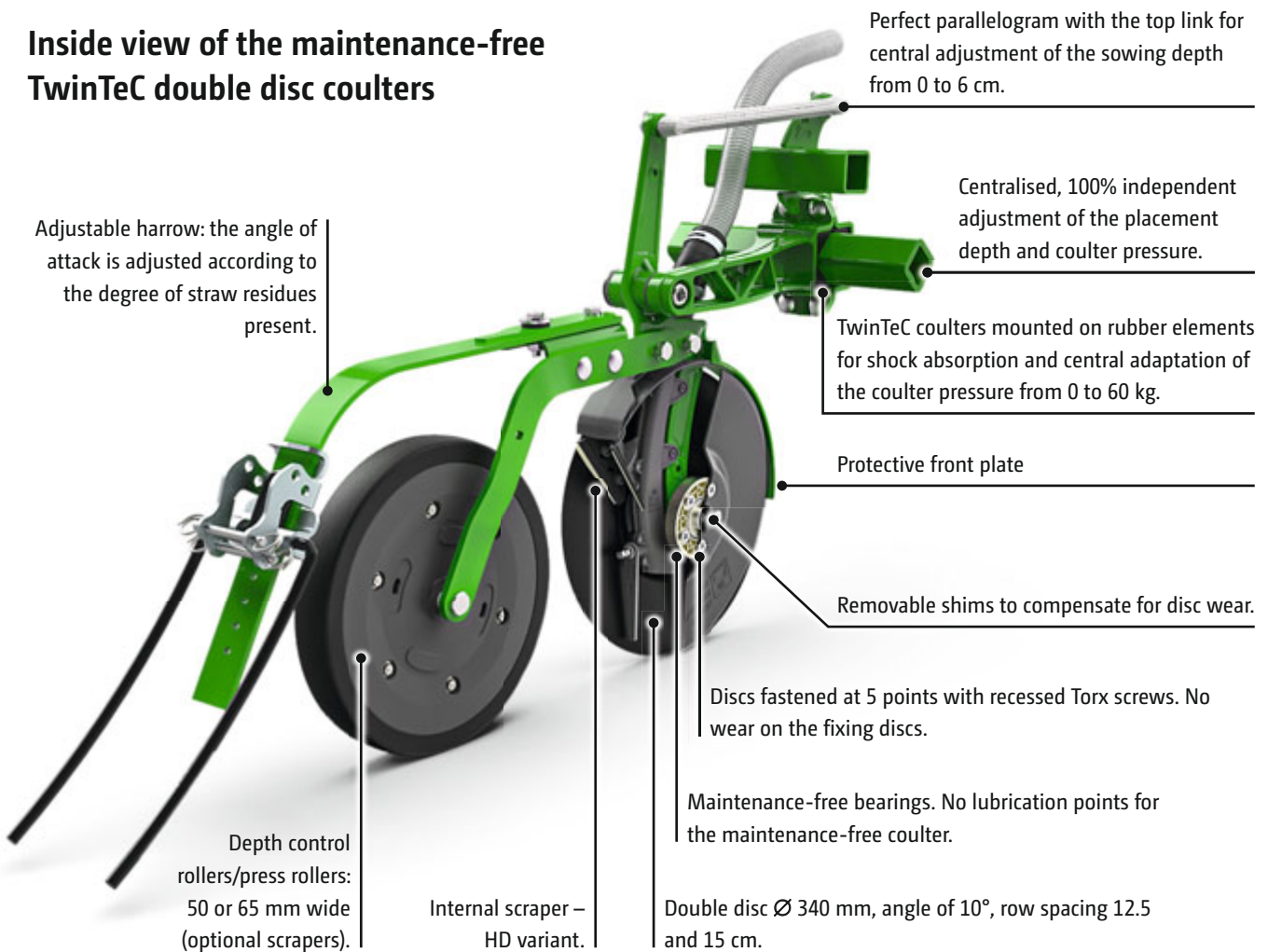
TwinTeC coulters

The high-output double disc coulters



❗ “We very much liked the TwinTeC coulters system.”
 (“agrarheute” – magazine test report with Centaya 3000 Super · 06/2018)

Inside view of the maintenance-free TwinTeC double disc coulters



Adjustable harrow: the angle of attack is adjusted according to the degree of straw residues present.

Perfect parallelogram with the top link for central adjustment of the sowing depth from 0 to 6 cm.

Centralised, 100% independent adjustment of the placement depth and coulters pressure.

TwinTeC coulters mounted on rubber elements for shock absorption and central adaptation of the coulters pressure from 0 to 60 kg.

Protective front plate

Removable shims to compensate for disc wear.

Discs fastened at 5 points with recessed Torx screws. No wear on the fixing discs.

Maintenance-free bearings. No lubrication points for the maintenance-free coulters.

Double disc Ø 340 mm, angle of 10°, row spacing 12.5 and 15 cm.

Depth control rollers/press rollers: 50 or 65 mm wide (optional scrapers).

Internal scraper – HD variant.



The hard metal internal scraper for sticky clay soils ensures problem-free coulters running



Central setting of the sowing depth

Precise and high-performance – with up to 60 kg coulters pressure

Equipped with the high-performance TwinTeC coulters, the seed drill has a precise and robust double disc coulters. With a disc diameter of 340 mm and a coulters pressure of 60 kg, the coulters provides very precise and neat seed placement, even at higher speeds and on inconsistent soils. Thanks to the parallelogram guidance of the coulters, the coulters pressure and the placement depth can be adjusted independently, so that optimum seed placement is ensured. The coulters impresses with its smooth running, even under the most difficult of conditions.


Advantages of the double disc coulters:

- ✔ Its high level of flexibility permits central independent adjustment of the placement depth and the coulters pressure
- ✔ Highly precise seed placement as a result of its very smooth and clean running
- ✔ Consistent sowing depth via the high, constant coulters pressure of 60 kg
- ✔ Excellent ground contour following for the coulters, due to the parallelogram coulters guidance
- ✔ Simple central working depth adjustment
- ✔ Reliable blockage-free sowing, even under difficult conditions, as a result of the high throughput ability


Central setting of the sowing depth

A depth guidance roller behind each TwinTeC coulters provides precise depth guidance, thereby ensuring that the placement depth of each individual TwinTeC coulters is maintained. Thanks to the large coulters clearance of 195 mm and the linkage to the depth guidance roller via the top guided roller carrier, sufficient space remains, meaning that blockage-free operation is possible. Due to the low angle of attack of the sowing discs of 10°, excellent material passage is ensured even at high forward speeds and with large amounts of crop residues.

There is a choice of two different depth guidance rollers. The Control 50 mm depth guidance roller has a high through passage and is ideal for heavy, hard soils. On the other hand, the Control 65 mm depth guidance roller offers a higher carrying capacity, which is ideal for lighter soil types.



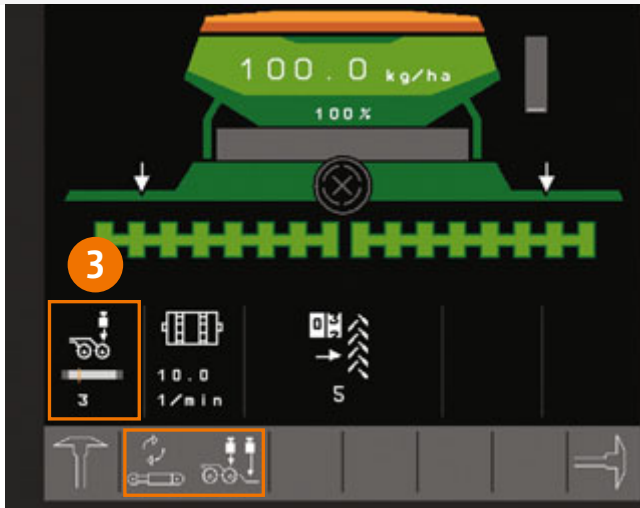
Control 50 depth guidance roller



Control 65 depth guidance roller

Hydraulic coulters lift

Comfortably done from the cab



1 2

- ① Button for activating the desired function
- ② Currently selected hydraulic function (coulters pressure in this case)
- ③ Button for selecting the right function (coulters pressure in this case)

Comfort hydraulics – everything under control!

The special comfort hydraulic system for the Centaya Super enables the hydraulic functions of coulters pressure, coulters lift and harrow lift to be controlled via the ISOBUS terminal. Technically, just one tractor spool valve is required. It is then possible to switch between these functions in the operator terminal.

Advantages of Comfort hydraulics

- ✔ Optimum adaption of the coulters pressure to the field conditions
- ✔ Easy reading of the coulters pressure
- ✔ Limiting the upper and lower limit of the coulters pressure

Hydraulic coulters pressure adjustment with coulters lift of up to 145 mm

The hydraulic coulters pressure adjustment enables the coulters pressure to be adjusted conveniently from the tractor cab. The coulters can also be lifted out by up to 145 mm. The coulters lift is an extremely useful option for working in field corners.

As an option, up to 5 additional springs can be fitted on each side to mechanically increase the coulters pressure in the vicinity of the tractor track.



The harrows – ensuring the best seed cover



Exact harrow for the RoTeC pro and the TwinTeC coulters

The Exact harrow tine has a thickness of 10 mm, is low-wearing and provides excellent seed coverage. The Exact harrow serves for both coverage of the open seed furrows and for levelling. It operates without blockage, even where there are large amounts of surface straw. Individual, swivel-mounted harrow elements allow it to adapt to uneven ground and achieve an even seed coverage.

Exact S following harrow

With its 12 mm tine diameter, the Exact S following harrow offers even more wear area and is therefore resistant to the most arduous of operational conditions.

The harrow pressure is adjusted mechanically by pre-tensioning the harrow springs. When equipped with hydraulic harrow pressure adjustment, a minimum and maximum value is predefined by inserting pins. As a result, the harrow pressure and the coulter pressure can be simultaneously matched to changing soil types via just one tractor spool valve whilst on the move.

Roller harrow for the RoTeC pro coulter

The Roller harrow additionally consolidates the soil above the seed furrow resulting in the optimum germination conditions. This is recommended especially for light, dry soils when sowing spring crops or rape. The result is an undulating surface profile that reduces erosion. The Roller harrow, adjustable separately from the coulter pressure, can follow the ground contours over a range of ± 100 mm.

Coulter harrow on the TwinTeC coulter

The TwinTeC coulter can be equipped with a rear-mounted harrow as an option. The coulter harrow provides additional loose soil on top of the seed furrow.

The benefits:

- ✔ Depth guidance with a sprung harrow bracket
- ✔ Adjustable in seven steps up to 150 mm
- ✔ The intensity can be adjusted in three steps (30°, 45°, 60°)
- ✔ Low lifting power requirement as a result of the compact design



Centaya-C Super

Split hopper for combined sowing and fertilisation in one pass



Wide range of application

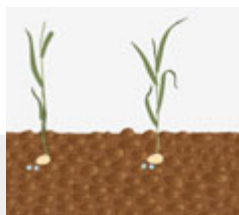
The twin-chamber hopper means that the new Centaya-C Super offers the option of sowing companion and under-sown crops in addition to the main cash crop. These are of great benefit for weed suppression and for increasing erosion control and biodiversity. In addition, the simultaneous application of fertiliser is an efficient solution that leads to rapid seedling development and high field emergence.

This sowing technique offers farmers and contractors a variety of establishment methods and a high degree of flexibility by the combination of seed and fertiliser.

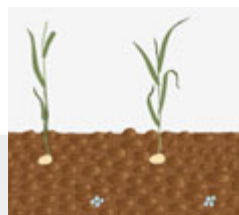
Examples of applications



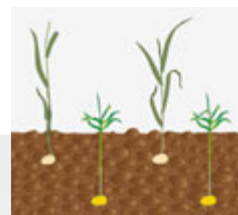
Seed only



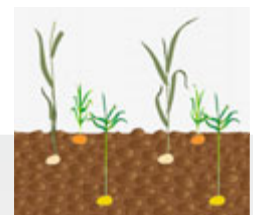
Single-shoot:
sowing seed with fertiliser
at one placement depth



Double-shoot:
sowing seed with fertiliser
at different placement
depths



Double-shoot:
Sowing two seed types at
different placement depths



Triple-shoot:
Sowing of three different
seeds at different place-
ment depths



The division of the hopper can be altered in no time via a plate

Split hopper

The 2,000 l twin-chamber hopper means that the Centaya-C Super is extremely productive. The hopper can be divided in a ratio of either 60:40 or 70:30 depending on the customer's requirements.

Up to three different placement points

In conjunction with the TwinTeC double disc coulters, it is possible to apply two different seed types or seed and fertiliser at two different entry points using the double-shoot process. In this case, the first medium is embedded in the seed furrow via the TwinTeC coulters and the second medium is conveyed to an additional outlet on the TwinTeC coulters via a separate conveyor system and placed in the soil in front of the depth guidance roller. This offset placement means, for instance, that fertiliser can be targeted, thereby ensuring a more comprehensive supply to the plant.



TwinTeC coulters with an additional outlet



Two metering units for a wide variety of materials

Accurate metering

The ISOBUS-controlled Centaya-C Super enables separate and precise metering of the various application materials via the infinitely adjustable electric metering units with sowing rates from 0.5 - 400 kg/ha. The Centaya-C Super can be used at forward speeds of up to 12 km/h with row spacings of 12.5 and 15 cm.

The 400 mm RoTeC pro coulters enable the application of two media utilising the single-shoot process. In this case, the individually-metered media are brought together in the single disc coulters and fed to a single entry point using the same conveying system. This enables, for example, a small amount of fertiliser to be placed directly in the row along with the grain.

The Centaya-C Super can also be used in conjunction with the GreenDrill 200 catch crop seeder box for the simultaneous sowing of catch crops or fine seeds. This combination allows a third material to be applied to the soil surface via baffle plates. In this respect, the seed is fed directly from the 200 l mounted hopper down to baffle plates behind the seed drill.



RoTeC coulters with one conveying system

More than just a seed drill!

Practical extension of the Centaya

Extension	Centaya Special	Centaya-C Special	Centaya Super	Centaya-C Super
FTender	–	–	✓	✓
Micro plus	✓	✓	✓	✓
GreenDrill 200-E	–	–	✓	✓



FTender 1600 in work combined with the Centaya

FTender mounted front tank – ISOBUS autonomous

AMAZONE offers a universal, front-mounted hopper for multi-functional use in the shape of the FTender with a capacity of 1,600 l or 2,200 l. The machine control on the FTender takes place via ISOBUS. This means that the mounted front hopper can be easily operated intuitively and with all the advantages of ISOBUS communication. The FTender is operated via its own complete, standalone ISOBUS electronic system (ISOBUS autonomous). The FTender from Amazone can be used in conjunction with a variety of implements across a wide range of operations.

Second inlet for conveyed material

With the option of a second, segmented distributor head, the Centaya offers further possibilities for the simultaneous sowing of different application materials (seed, fertiliser). The material must be fed to the coulters, in order to deposit the additional applied material at the same placement depth. This is provided via a Y-piece in the case of the RoTeC single disc coulters. The TwinTeC double-disc coulters also offers the option of applying the second material via a separate outlet on the coulters.

Model	Capacity (l)	Hopper (m)	Conveying system
FTender 1600	1,600	single-tip	closed
FTender 2200	2,200	single-tip	closed
FTender 2200C	2,200	twin-tip	closed





The metering is conveniently carried out via an electric metering drive directly below the seed hopper



Filling is quick and simple

Micro plus micro-granular applicator

The Micro plus micro-granular applicator can be used to place even small quantities of fertiliser directly alongside the seed during sowing. The micro-granular applicator meters the fertiliser into the seed tube of the drill. The fertiliser is thereby delivered to the seed row via the conveying system together with the seed using the single-shoot process.

Micro plus is equipped with a central electric metering system under the easily accessible 110 l hopper. The filling opening with a diameter of 195 mm enables quick and easy filling. The micro-granular applicator is controlled via the ISOBUS software of the seed drill.

GreenDrill 200-E – catch crop sowing and undersowing

The GreenDrill universal catch crop seeder box is the ideal solution for sowing catch crops or undersown crops in a single pass. The GreenDrill seed hopper can be easily accessed via the loading board and has a capacity of 200 litres. The seed can be delivered directly into the coulter (deposited at a placement depth) or distributed across the full working width via baffle plates. The delivery point can be adjusted to be in front of or behind the harrow.

The in-cab terminal 5.2 is available for controlling the machine. This can be used to control the seed shaft and the blower fan. In addition, an options' menu is available to assist the calibration as well as also indicating the forward speed, the worked area and the working hours. The seed shaft speed is automatically adjusted to varying forward speeds.

The benefits:

- ✔ Sowing catch crops and fine seeds simultaneously during stubble cultivation or soil tillage
- ✔ Various metering cassettes available
- ✔ Full-width distribution via baffle plates or directly in the seed furrow



Baffle plates



Applying catch crops and undersown crops with the GreenDrill 200-E universal catch crop seeder box via baffle plates

Equipment for every application

Accessories for the complete Centaya product range



The Centaya 3000 Super harrow-mounted seed drill with the CombiDisc 3000

Toolbox

The optional transport box for the Centaya Special and Centaya Super can be fitted to the loading board and offers additional valuable storage space.



Transport Box with 41 l capacity



LED work lights

LED lighting for road transport

Thanks to the use of the most up-to-date LED lighting, the machine is made easily visible during road transport at all times. This robust technology provides long-lasting and safe operation of the machine.

The interior illumination of the seed hopper is linked to the LED lighting for road transport. It serves as an aid during the filling process and for checking the fill level.

LED work lights – night becomes day

Optional work lights provide excellent visibility for the operator at night. By pivoting the LED lights, the working area to the side and behind the seed drill combination can be optimally lit. The work lights can be comfortably switched on via the terminal.

Cyclone separator

The optionally available active dust separator reduces the dust load in the conveyor system and increases operational reliability, especially in dry operating conditions.

Optional camera system

The optional camera system (only in conjunction with the AmaTron 4 ISOBUS terminal and the AmaCam licence – or an external monitor) provides more safety at the rear in congested driving situations. The high resolution, antiglare monitor is backlit and can also display two cameras at once.



The optional cyclone separator reduces the dust load



Operation made easy!

For efficient and easy operation

Universal setting tool – the tool for every need

The universal setting tool is the ideal solution that avoids the transportation of and the troublesome searching for more than one spanner.

Due to its ergonomic shape and the position of all the adjustment points, any adjustment can be changed instantly.



Universal operating tool

It is possible to set the following:

- ✔ Adjustment of the track markers
- ✔ Adjustment of the coulters pressure
- ✔ Setting of the sowing depth with the TwinTeC coulter
- ✔ Adjustment of the pre-emergence markers
- ✔ Adjustment of the Exact following harrow
- ✔ Height adjustment of the levelling board
- ✔ Adjustment of the side plates
- ✔ Opening the protective sieve



AmaDrill 2

Your reliable assistant for the Centaya Special and Centaya Super



AmaDrill 2 in-cab terminal

Simple and comfortable

The AmaDrill 2 has been developed especially for AMAZONE seed drills and is a cost-effective yet comfortable terminal. With the AmaDrill 2 in-cab terminal, operation of the AMAZONE seed drill is possible even without any ISOBUS function for your tractor. On the high-contrast, 4.7" display, you see all the necessary operational information at one glance. For all functions the relevant keys are arranged around the display making for convenient handling. Particularly practical: every function has its own key so that any unintentional switching over from one setting to the other is avoided.

The benefits:


- ✔ Operation without any ISOBUS function on the tractor
- ✔ Clear, intuitive and self-explanatory operation
- ✔ Each function has its own key
- ✔ Ergonomic, practical, good
- ✔ Clear display on an easily-readable, backlit display

Functions of the AmaDrill 2:

- ✔ Electronic tramlining control
- ✔ Tramline marking
- ✔ Control of the pre-emergence markers
- ✔ Control and monitoring of the electric metering drive (application rate/half-side shut-off/calibration)
- ✔ Control of the LED work lights (optional)
- ✔ Fill level monitoring
- ✔ Hectare meter
- ✔ Speed display
- ✔ Storing of different machine settings and seed parameters



MEMBER OF



ISOBUS as the basis for intelligent communication

One language, many benefits!

Each ISOBUS-enabled machine from AMAZONE comes with the latest technology and almost unlimited possibilities. It makes no difference whether you use an operator terminal from AMAZONE or an ISOBUS terminal fitted directly in the tractor. ISOBUS is an internationally recognised standard for communication between the operator terminal, tractors and connected implements on the one hand and Farm Management Information Systems on the other.

Operation with a wide variety of ISOBUS terminals

Which means that ISOBUS enables you to take control of all your ISOBUS compatible equipment. You only have to connect the machine to the respective ISOBUS terminal and the usual operator interface appears on the monitor in your tractor cab.

Benefits of ISOBUS at a glance:

- ✔ This worldwide standard provides a uniform interface and data exchange format that ensures compatibility even with third party manufacturers
- ✔ Plug and Play between machine, tractor and additional ISOBUS implements





Perfectly developed machine operation from AMAZONE

AMAZONE machinery and operator terminals offer a range of functions which are very easy and safe to operate:

- ✔ Highest compatibility and function flexibility of your ISOBUS equipment
- ✔ No additional modules on the machine side. All ISOBUS machines from AMAZONE come ready-equipped with the necessary ISOBUS functions as standard
- ✔ Practice-oriented machine software and logical menu structure
- ✔ MiniView display with all AMAZONE terminals and additional ISOBUS terminals. See, for instance, the machine data in the map view
- ✔ Possibility of operating the machine via the tractor terminal or a twin terminal solution
- ✔ Flexible assignment of the map and machine view between the tractor terminal and the operator terminal
- ✔ Unique operating concept. Freely configurable displays and individual user interfaces for each driver
- ✔ Useful additional functions such as automatic boom lowering on AMAZONE crop protection sprayers
- ✔ Integrated TaskController data logger function



Clearly structured AMAZONE machine operation

Advantages of the AMAZONE machine software:

- ✔ User-oriented and intuitive
- ✔ Tailored to the machine
- ✔ Function scope above and beyond the ISOBUS standard

Clear display of the work menu in the AMAZONE machine operation



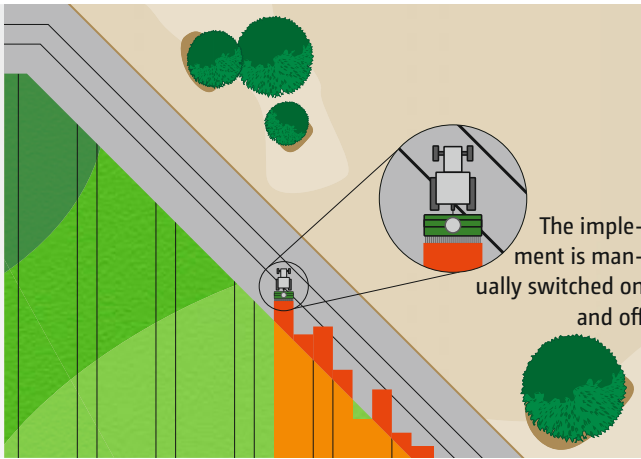
Automatic half-side shut-off with GPS-Switch



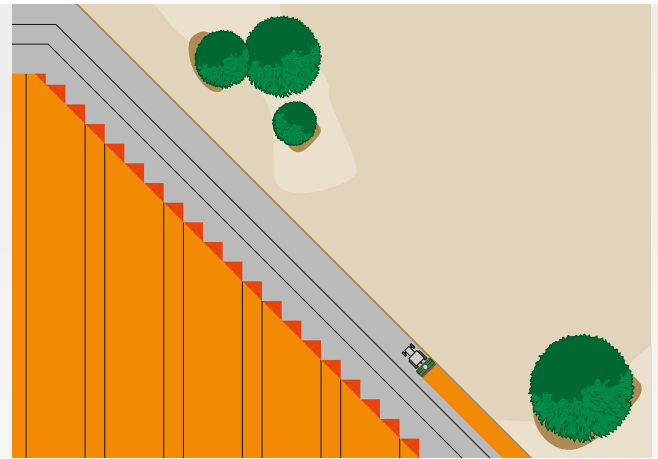
Accurate placement of the seed

Precise sowing is very important, in order to avoid over-sowing and under-sowing. A remedy for accurate placement is offered by the half-side control, which reduces the overall working width to half so that a significant saving

is achieved, especially in wedge shaped fields and on the headland. The two halves of the drill each correspond to one controllable part-width section.



Over- or under-sowing with manual on/off control without GPS-Switch



Position dependent, automatic control, both on and off, of the electric metering unit via GPS-Switch

If the operating terminal facilitates Section Control, such as GPS-Switch part-width section control from AMAZONE, the part-width sections are activated completely automatically and in relation to the GPS position. Once a field has been created, and then in automatic mode, the driver can concentrate fully on the operation of the towing vehicle, since the part-width sections are switched automatically in wedge shaped fields and on headlands.

Benefits of automatic part-width section control:

- ✔ Stress relief for the driver
 - ✔ Increase in precision, especially at night or at higher speeds
 - ✔ Fewer overlaps and gaps
 - ✔ Saving inputs
 - ✔ Less crop damage and environmental impact
- ❗ “With Section Control, the ISOBUS terminal takes on so much of the work from the driver.”
 (“dlz agrar magazine” – test report ZA-TS fertiliser spreader · 02/2017)

GPS-Switch

With GPS-Switch, AMAZONE offers GPS-based, fully automatic, part-width section control for all AMAZONE operator terminals and ISOBUS-compatible fertiliser spreaders, crop protection sprayers or seed drills.

GPS-Switch basic

- ✔ Automatic part-width section control with up to 16 part-width sections
- ✔ Creation of a virtual headland
- ✔ Automated boom lowering with an AMAZONE crop protection sprayer
- ✔ Optional with AmaTron 4

GPS-Switch pro (as an add-on to GPS-Switch basic)

- ✔ Automatic part-width section control with up to 128 part-width sections, particularly for crop protection sprayers with individual nozzle control
- ✔ Marking of obstacles (e.g. water holes, pylons)
- ✔ Auto-zoom when approaching the headland
- ✔ Optional with AmaTron 4

Workday made easy –

Make the most of the possibilities!

GPS-Maps&Doc

All standard ISOBUS terminals from AMAZONE can collect and save machine and site-specific data using Task Controller. Part-area, site-specific operation via application maps in either Shape file or ISO-XML formats is also possible.

- ✔ Easy creation, loading and processing of jobs
- ✔ Start a new task straight away and decide later whether the data is to be saved or not
- ✔ Import and export jobs in ISO-XML format
- ✔ Job summary via PDF export
- ✔ Intuitive system for processing application maps in either Shape file format and ISO-XML format
- ✔ Automatic part-area, site specific regulation of the application rate
- ✔ Indication of inactive field boundaries and automatic field detection when approaching the vicinity
- ✔ Optimum crop management via needs-based application
- ✔ Available as standard with AmaTron 4

GPS-Track

The GPS-Track parallel guidance greatly helps with orientation in the field, especially on grassland or in areas without tramlines.

- ✔ With a virtual light bar in the status bar
- ✔ Automatic tramline control via GPS for seed drills
- ✔ Various track modes such as A-B lines or contour following
- ✔ Optional with AmaTron 4

AmaCam

Software licence for displaying a camera image on AmaTron 4.

- ✔ Automatic display of the camera image on AmaTron 4 when reversing



Display of the application map in AmaTron 4



Display of the camera image in AmaTron 4

AmaTron 4

Manager 4 all



Simple and convenient operation as intuitive as your tablet

Why not handle a terminal as intuitively as a tablet or a smartphone? With this in mind, AMAZONE has developed the operator-friendly AmaTron 4 which offers a noticeably smoother operational procedure, especially when it comes to job management. The AmaTron 4, with its 8" multi-touch colour display meets the highest expectations and offers maximum user-friendliness. A swipe of the finger or use of the App carousel allows quick changes between applications and the simple and clearly structured operating menu. A useful MiniView, a freely configurable status bar as well as a virtual light bar make the use of the AmaTron 4 particularly clear and convenient.

Benefits of AmaTron 4:

- ✔ Automatic full screen mode when not being touched
- ✔ Automatic display of the touch buttons via a proximity sensor
- ✔ Practical MiniView concept
- ✔ Actuation via the multi-touch colour display or soft keys
- ✔ Particularly intuitive and user-friendly
- ✔ Field-related documentation
- ✔ Practice-oriented and intelligent menu navigation
- ✔ Practical quick-start menu with import and export of job data, help windows, day/night mode and the AUX-N assignment
- ✔ One camera input and automatic reversing detection
- ✔ Free trial period for all chargeable licences
- ✔ AmaTron Connect – for the optional entry into the digital age

Equipped as standard with:

GPS-Maps&Doc



AmaPilot+ – everything in the one hand!

Thanks to the AUX-N feature, you can operate multiple functions on the machine via AmaPilot+ or any other ISOBUS multi-function joysticks.

Advantages of AmaPilot+:

- ✔ Nearly every function is controlled directly via the 3 levels
- ✔ Adjustable palm rest
- ✔ Freely-programmable, individual key layout

AmaTron Connect

New ways of comfortable networked operation

With AmaTron Connect, AMAZONE provides a digital interface to a smartphone or tablet. The mobile device and AmaTron 4 are simply connected as a hotspot. AmaTron Connect enables use of the AmaTron Twin App as well as data exchange via agrirouter and the myAmaRouter App.

AmaTron Twin App Clear display enhancement

The AmaTron Twin App offers the driver even more comfort during work, as any GPS functions in the map view can also be operated via a mobile device, e.g. a tablet, in parallel with machine operation on the AmaTron 4.

Now download the free App and try the DEMO in the App.



Alternative map views with AmaTron Twin – clear display of the machine and its part-width sections, as well as buttons on the right hand side of the mobile device.



Everything in view at all times with the AmaTron Twin App and the holder kit for a tablet for rigid mounting on the AmaTron 4

Advantages of the AmaTron Twin display enhancement:

- ✔ Use of an existing mobile device
- ✔ Greater clarity – all applications in sight
- ✔ Comfortable control of the GPS functions in the map view, in parallel, via the mobile device
- ✔ Clear, authentic representation of the working machine and its part-width sections

agrirouter –

the independent data exchange platform for agriculture



Watch the video for more details

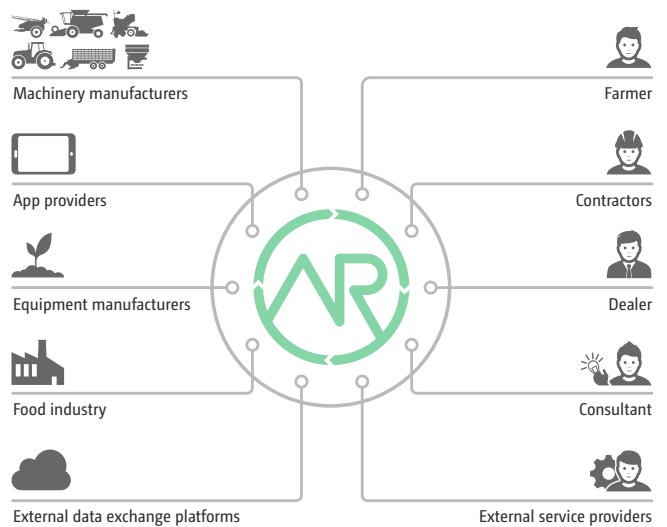
Secure data exchange

agrirouter is an independent data exchange platform for farmers and contractors. It enables simple and cross-manufacturer data exchange between machines and agricultural software applications, thereby reducing administration. The user retains full control over the data at all times.

myAmaRouter App

For the on-line transfer of data between AmaTron 4 and agrirouter

The myAmaRouter App enables data to be exchanged between the AmaTron 4 ISOBUS operator terminal and the agrirouter manufacturer-independent data exchange platform. If an AMAZONE machine is to be used to carry out a task with job data (e.g. application maps), the data can be easily transmitted from a Farm Management Information System (FMIS) to AmaTron 4 via agrirouter and the myAmaRouter App. After the work has been completed, the job can be sent back and is available for documentation in an agricultural software application.



The manufacturer-independent agrirouter enables secure and uncomplicated data exchange.

Benefits of agrirouter:

- ✔ Simple data exchange between the AmaTron 4 ISOBUS operator terminal and the manufacturer-independent agrirouter data exchange platform
- ✔ Easy and rapid transfer of job and task data without the need for a USB stick
- ✔ More flexibility in data exchange and documentation

Uncomplicated data transfer. Transparent and secure!



Centaya 3000 Super

Technical data

Centaya Special harrow-mounted seed drill	Centaya 3000 Special	Centaya 3500 Special	Centaya 4000 Special
Coulter system	RoTeC/TwinTeC special	RoTeC/TwinTeC special	RoTeC/TwinTeC special
Working width (m)	3.00	3.50	4.00
Transport width (m)	3.00	3.50	4.00
Power requirement from (kW/hp)	81/110	103/140	132/180
Hopper capacity (l)	1000/1500		
Fill height (m)	1.98/2.17		
Filling width (m)	2.30		
Filling depth (m)	0.84		
Number of rows	20/24	24/28	26/32
Row spacing (cm)	15.0/12.5	14.6/12.5	15.4/12.5
Approx. weight with RoTeC pro coulters without soil tillage tool (kg)*	1,050	1,180	1,250
Approx. weight with TwinTeC coulters without soil tillage tool (kg)*	1,250	1,380	1,450
Approx. weight with TwinTeC coulters and soil tillage tool (kg)*	2,655	3,410	3,700

* depending on the equipment and choice of active soil tillage tool

Centaya-C Special harrow-mounted seed drill	Centaya 3000-C Special	Centaya 3500-C Special	Centaya 4000-C Special
Coulter system	RoTeC/TwinTeC special	RoTeC/TwinTeC special	RoTeC/TwinTeC special
Working width (m)	3.00	3.50	4.00
Transport width (m)	3.00	3.50	4.00
Power requirement from (kW/hp)	81/110	103/140	132/180
Hopper capacity (l)	1,500		
Fill height (m)	2.17		
Filling width (m)	2.30		
Filling depth (m)	0.84		
Number of rows	20/24	24/28	26/32
Row spacing (cm)	15.0/12.5	14.6/12.5	15.4/12.5
Approx. weight with RoTeC pro coulters without soil tillage tool (kg)*	1,170	1,300	1,370
Approx. weight with TwinTeC coulters without soil tillage tool (kg)*	1,370	1,500	1,570
Approx. weight with TwinTeC coulters and soil tillage tool (kg)*	2,775	3,530	3,820

* depending on the equipment and choice of active soil tillage tool

Illustrations, content and technical data are not binding and may differ depending on the level of equipment. Country-specific road traffic regulations apply and must be complied with, meaning that special approval may be required. The permissible axle loads and total weights of the tractor should be checked. Not all the listed combination options are possible with all tractor manufacturers.



Centaya Super harrow-mounted seed drill	Centaya 3000 Super	Centaya 3500 Super	Centaya 4000 Super
Coulter system	RoTeC pro/TwinTeC	RoTeC pro/TwinTeC	RoTeC pro/TwinTeC
Working width (m)	3.00	3.50	4.00
Transport width (m)	3.00	3.50	4.00
Power requirement from (kW/hp)	81/110	103/140	132/180
Hopper capacity (l)	1600/2000		
Fill height (m)	2.17/2.25		
Filling width (m)	2.43		
Filling depth (m)	0.91		
Number of rows	20/24	24/28	26/32
Row spacing (cm)	15.0/12.5	14.6/12.5	15.4/12.5
Approx. weight with RoTeC pro coulters without soil tillage tool (kg)*	1,250	1,375	1,515
Approx. weight with TwinTeC coulters without soil tillage tool (kg)*	1,310	1,450	1,620
Approx. weight with TwinTeC coulters and soil tillage tool (kg)*	2,730–3,180	3,480	3,870

* depending on the equipment and choice of active soil tillage tool

Centaya-C Super harrow-mounted seed drill	Centaya 3000-C Super	Centaya 3500-C Super	Centaya 4000-C Super
Coulter system	RoTeC pro/TwinTeC	RoTeC pro/TwinTeC	RoTeC pro/TwinTeC
Working width (m)	3.00	3.50	4.00
Transport width (m)	3.00	3.50	4.00
Power requirement from (kW/hp)	81/110	103/140	132/180
Hopper capacity (l)	2,000		
Fill height (m)	2.17/2.25		
Filling width (m)	2.43		
Filling depth (m)	0.91		
Number of rows	20/24	24/28	26/32
Row spacing (cm)	15.0/12.5	14.6/12.5	15.4/12.5
Approx. weight with RoTeC pro coulters without soil tillage tool (kg)*	1,360	1,475	1,585
Approx. weight with TwinTeC coulters without soil tillage tool (kg)*	1,420	1,550	1,690
Approx. weight with TwinTeC coulters and soil tillage tool (kg)*	2,840–3,290	3,580	3,940

* depending on the equipment and choice of active soil tillage tool

Illustrations, content and technical data are not binding and may differ depending on the level of equipment. Country-specific road traffic regulations apply and must be complied with, meaning that special approval may be required. The permissible axle loads and total weights of the tractor should be checked. Not all the listed combination options are possible with all tractor manufacturers.



AMAZONE



Illustrations, content and technical data are not binding and may differ depending on the level of equipment. Country-specific road traffic regulations apply and must be complied with, meaning that special approval may be required. The permissible axle loads and total weights of the tractor should be checked. Not all the listed combination options are possible with all tractor manufacturers.



AMAZONEN-WERKE H. DREYER SE & Co. KG

P. O. Box 51 · 49202 Hasbergen-Gaste/Germany

Phone +49 (0)5405 501-0 · Fax +49 (0)5405 501-193